

**4.2.3. Expenditure for purchase of books/e-books and subscription to journals/e-journals**

**VISHNU INSTITUTE OF PHARMACEUTICAL EDUCATION & RESEARCH**  
Narsapur, Medak District 502313

**4.2.3 Average annual expenditure for purchase of books and journals during the last five years**

<b>Year of expenditure</b>	<b>Expenditure on the purchase of books (INR in lakhs) (Net Amount)</b>	<b>Expenditure on the purchase of Journals (INR in lakhs)</b>	<b>Expenditure on subscription to E-Journals and other E-Resources (INR in lakhs)</b>	<b>Total Expenditure of Library Books &amp; Journals</b>
2020-2021	36,498	89,040	13,570	139108.00
2019-2020	1,54,208	83,145	19,470	256823.00
2018-2019	1,18,391	85,485	4,09,952	613828.00
2017-2018	1,70,058	86,140	13,500	269698.00
2016-2017	2,01,141	73,115	90,752	365008.00
<b>Total Amount</b>	<b>6,80,296</b>	<b>4,16,925</b>	<b>5,47,244</b>	<b>16,44,465</b>

<b>Year</b>	<b>Total No. Books</b>	<b>No. of journals</b>	<b>No. of e- journals</b>
2020-2021	170	39	293
2019-2020	291	37	200
2018-2019	224	37	70
2017-2018	245	37	85
2016-2017	344	36	23





Principal

**Principal**  
**VISHNU INSTITUTE OF PHARMACEUTICAL**  
**EDUCATION & RESEARCH**  
Vishnupur, Narsapur, Medak Dist - 502313. T.S.

# Vishnu Institute of Pharmaceutical Education and Research

Income and Expenditure Statement for the year ended 31st March 2021

Amt in Rs.

Expenditure	Year Ended 31.03.2021	Year Ended 31.03.2020	Income	Year Ended 31.03.2021	Year Ended 31.03.2020
Advertisement Expenses	110,887	17,266	Tuition and Other fees	32,277,000	29,426,582
Aicte and Jntu Expenses	852,361	522,490	Interest on FDRs	53,729	12,146
Bank Charges	54,883	34,883	Other Income	697,720	1,045,130
Books and Periodicals, Journals	—	10,020	Grants	1,563,184	13,018,885
Civil / Building Maintenance	2,079,272	2,300,998	Income from Consultancies	1,064,000	2,444,555
Conveyance	57,152	55,130			
College / Equipment Maintenance	437,446	807,564			
Computer/Electrical Maintenance	104,798	107,043			
Electricity Charges	460,570	862,167			
Examination Expenses	138,490	105,200			
Faculty Development Expenses	1,020,000	3,927,490			
Travelling Expenses	34,717	819,319			
Internet Expenses	44,157	435,945			
Insurance	92,748	20,661			
Hospitality Expenses	102,598	2,056,928			
House Keeping Charges	997,822	1,723,197			
Horticulture Expenses	1,000	754,350			
Interest on bank loans	7,093,301	4,415,261			
Telephone Expenses	61,426	46,157			
Gifts and Donation	-106,332	527,458			
General Expenses	30,281	53,246			
Generator Maintenance		1			
Guest House Maintenance	39,301				
Function Expenses	33,365	388,145			
Legal and Professional Charges	591,360	1,097,175			
Lab Maintenance	73,921	179,930			
Medical Expenses/Mediclaim / Insura	51,973	54,773			
NBA / NAAC Expenses		-			
Printing & Stationary	98,726	390,441			
Postage and Telegrams	1,604	1,284			



Handwritten signature or initials.

Placements	1,630	134,235		
Rent		-		
Rates and Taxes, Professional Tax	376,658	275,642		
Salaries	17,839,756	19,145,161		
Contribution to ESI	66,564	96,695		
Seminars and Workshops	167,229	60,532		
Scholarships	40,000			
Sports and Games	9,964	15,548		
Security Charges	1,631,197	1,711,322		
Students and Staff Welfare Expenses	45,000	1,369,225		
Repairs and Maintenance	29,058	-		
Remuneration Expenses	17,000	675,000		
Transportation Charges	8,000	9,102		
Vehicle Maintenance	463,200	511,398		
Provident Fund	1,011,588	1,231,875		
Concession Fee	17,600	618,400		
Depreciation	1,809,199	1,768,543		
Research and Development	352,716	1,650,490		
Grant Expenses	1,563,184	13,018,885		
			Excess of Expenditure Over Income	
				4,564,401
Grand Total	40,220,034	64,006,575		18,059,277
				40,220,034
				64,006,575

Extract from the Books of Accounts

for CSPK AND ASSOCIATES

Chartered Accountants

Firm Regn No.16993S

C. Suresh Kumar

C.Suresh Kumar

Partner

M.No.218505

22nd November 2021

Hyderabad



for and on behalf of

*[Handwritten Signature]*

Vice Chairman

# Vishnu Institute of Pharmaceutical Education and Research

Balance Sheet As at 31st March 2021

Amt in Rs.

Liabilities	As At 31.03.2021	As At 31.03.2020	Assets	As At 31.03.2021	As At 31.03.2020
<b>Secured Loans</b>			<b>Fixed Assets</b>		
Term Loans	18,715,891	26,215,891	Gross Block	64,165,301	62,989,187
			Less: Depreciation	(21,200,197)	(19,390,998)
<b>Unsecured Loans</b>			Net Block	42,965,104	43,598,189
Loans from others	94,352,828	90,263,842	<b>Current Assets</b>		
			Fee Receivable	25,107,544	21,668,262
Long Term Outstandings	9,265,711	10,003,519	TDS Receivables	949,948	843,548
			<b>Loans and Advances</b>		
<b>Current Liabilities</b>			Loans and Advances	386,192	328,281
Sundry Creditors	191,712	2,836,483	Capital Advances	926,547	1,973,471
Other Liabilities	13,124,073	2,850,251			
Book Overdraft	3,664,266	3,040,542	<b>Cash &amp; Bank Balances</b>	7,277,754	9,661,787
			Deficit		
			Opening Balance	57,136,991	39,077,714
			Add: Current Year	4,564,401	18,059,277
	139,314,481	135,210,529		139,314,481	135,210,529

Extract from the Books of Accounts

for CSPK AND ASSOCIATES

Chartered Accountants

Firm Regn No.16993S

C. Suresh Kumar

C.Suresh Kumar

Partner

M.No.218505



for and on behalf of

*[Signature]*  
Vice Chairman

22nd November 2021

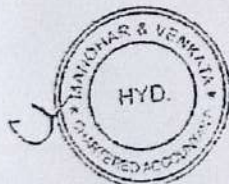
Hyderabad

## Vishnu Institute of Pharmaceutical Education and Research

Income and Expenditure Statement for the year ended **31st March 2020**

Amt in Rs.

Expenditure	Year Ended 31.03.2020	Year Ended 31.03.2019	Income	Year Ended 31.03.2020	Year Ended 31.03.2019
Advertisement Expenses	17,266	67,778	Tuition and Other fees	29,426,582	25,481,300
Air and Intu Expenses	522,490	821,914	Interest on FDRs	12,146	10,612
Bank Charges	34,883	71,188	Other income	1,045,130	723,544
<b>Books and Periodicals, Journals</b>	<b>10,020</b>	<b>33,678</b>	Grants	13,018,885	
Civil / Building Maintenance	2,300,998	2,710,301	Income from Consultancies	2,444,555	4,362,479
Conveyance	55,130	69,270			
College / Equipment Maintenance					
Car Hire Charges		14,584			
Computer / Electrical Maintenance	107,043	50,395			
Electricity Charges	862,167	770,549			
Examination Expenses	105,200	113,000			
Travelling Expenses	819,319	424,555			
Internet Expenses	435,945	430,550			
Insurance	20,661				
Hospitality Expenses	2,056,928	2,064,805			
House Keeping Charges					
Horticulture Expenses	754,350	735,461			
Interest on bank loans	4,415,261	4,938,786			
Telephone Expenses	46,157	21,285			
Gifts and Donation	527,458	524,035			
General Expenses	53,246	118,945			
Generator Maintenance	1	28,075			
Function Expenses	388,145	259,364			
Legal and Professional Charges	1,097,175	682,640			
Lab Maintenance	179,930	449,993			
Medical Expenses / Mediclaim / Insura		81,756			
NBA / NAAC Expenses		298,443			
Printing & Stationary	390,441	488,084			
Postage and Telegrams	1,284	15,550			
Placements	134,235	4,331			



*Handwritten signature*

Rent		735,000		
Rates and Taxes, Professional Tax	275,642	275,644		
Salaries	19,145,161	16,935,869		
Contribution to ESI	96,695	121,982		
Seminars and Workshops	60,532	324,994		
Sports and Games	15,548	15,000		
Security Charges	1,711,322	1,216,460		
Students and Staff Welfare Expenses	1,369,225	59,700		
Repairs and Maintenance		9,250		
Remuneration Expenses	675,000	403,362		
Faculty Incentives		33,405		
Transportation Charges	9,102			
Vehicle Maintenance	511,398	524,635		
Provident Fund	1,231,875	1,113,206		
Concession Fee	618,400	573,050		
Depreciation	1,768,543	1,914,921		
Research and Development	1,650,490	1,076,657		
Faculty Development Expenses	3,927,490	1,835,550		
Grant Expenses	13,018,885	-		
			Excess of Expenditure Over Income	
	-		18,059,277	14,839,060
Grand Total	64,006,575	45,416,995	64,006,575	45,416,995

Extract from the Books of Accounts  
for MANOHAR AND VENKATA  
Chartered Accountants  
Firm Regn No.0096725

C. Suresh Kumar  
C. Suresh Kumar  
Partner  
M.No.218505



for and on behalf of

Vice Chairman

21st December 2020  
Hyderabad

# Vishnu Institute of Pharmaceutical Education and Research

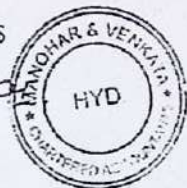
## Balance Sheet As at 31st March 2020

Liabilities	As At 31.03.2020	As At 31.03.2019	Assets	As At 31.03.2020	As At 31.03.2019
Secured Loans			<b>Fixed Assets</b>		
Term Loans	26,215,891	32,315,214	Gross Block	62,989,187	60,777,240
Unsecured Loans			Less: Depreciation	(19,390,998)	(17,622,455)
Loans from others	90,263,842	57,725,346	Net Block	43,598,189	43,154,785
Long Term Outstandings	10,003,519	11,704,946	Current Assets		
			Fee Receivable	21,668,262	21,876,181
			TDS Receivables	843,548	586,248
<b>Current Liabilities</b>			Loans and Advances		
Sundry Creditors	2,836,483	2,836,483	Loans and Advances	328,281	714
Other Liabilities	2,850,251	2,850,251	Capital Advances	1,973,471	1,186,868
Book Overdraft	3,040,542	3,040,542	Cash & Bank Balances	9,661,787	4,590,271
			Deficit		
			Opening Balance	39,077,714	24,238,654
			Add: Current Year	18,059,277	14,839,060
	135,210,529	110,472,782		135,210,529	110,472,782

Extract from the Books of Accounts  
for MANOHAR AND VENKATA

Chartered Accountants  
Firm Regn No.0096725

C. Suresh Kumar  
C. Suresh Kumar  
Partner  
M.No.218505



for and on behalf of

*(Signature)*  
Vice Chairman


21st December 2020  
Hyderabad

# Vishnu Institute of Pharmaceutical Education and Research

Income and Expenditure Statement for the year ended 31st March 2020

Amt in Rs.

Expenditure	Year Ended 31.03.2020	Year Ended 31.03.2019	Income	Year Ended 31.03.2020	Year Ended 31.03.2019
Advertisement Expenses	17,266	67,778	Tuition and Other fees	29,426,582	25,481,300
Aicte and Jntu Expenses	522,490	821,914	Interest on FDRs	12,146	10,612
Bank Charges	34,883	71,188	Other Income	1,045,130	723,544
Books and Periodicals, Journals	10,020	33,678	Grants	13,018,885	
Civil / Building Maintenance	2,300,998	2,710,301	Income from Consultancies	2,444,555	4,362,479
Conveyance	55,130	69,270			
College / Equipment Maintenance	807,564	539,380			
Car Hire Charges		14,584			
Computer/Electrical Maintenance	107,043	50,395			
Electricity Charges	862,167	770,549			
Examination Expenses	105,200	113,000			
Travelling Expenses	819,319	424,555			
Internet Expenses	435,945	430,550			
Insurance	20,661				
Hospitality Expenses	2,056,928	2,064,805			
House Keeping Charges	1,723,197	1,419,616			
Horticulture Expenses	754,350	735,461			
Interest on bank loans	4,415,261	4,938,786			
Telephone Expenses	46,157	21,285			
Gifts and Donation	527,458	524,035			
General Expenses	53,246	118,945			
Generator Maintenance	1	28,075			
Function Expenses	388,145	259,364			
Legal and Professional Charges	1,097,175	682,640			
Lab Maintenance	179,930	449,993			
Medical Expenses/Mediclaim / Insura	54,773	81,756			
NBA / NAAC Expenses		298,443			
Printing & Stationary	390,441	488,084			
Postage and Telegrams	1,284	15,550			
Placements	134,235	4,331			



*Handwritten signature*

Rent		735,000		
Rates and Taxes, Professional Tax	275,642	275,644		
Salaries	19,145,161	16,935,869		
Contribution to ESI	96,695	121,982		
Seminars and Workshops	60,532	324,994		
Sports and Games	15,548	15,000		
Security Charges	1,711,322	1,216,460		
Students and Staff Welfare Expenses	1,369,225	59,700		
Repairs and Maintenance		9,250		
Remuneration Expenses	675,000	403,362		
Faculty Incentives		33,405		
Transportation Charges	9,102			
Vehicle Maintenance	511,398	524,635		
Provident Fund	1,231,875	1,113,206		
Concession Fee	618,400	573,050		
Depreciation	1,768,543	1,914,921		
Research and Development	1,650,490	1,076,657		
Faculty Development Expenses	3,927,490	1,835,550		
Grant Expenses	13,018,885	-		
			Excess of Expenditure Over Income	
Grand Total	64,006,575	45,416,995	18,059,277	14,839,060
			64,006,575	45,416,995

Extract from the Books of Accounts

for MANOHAR AND VENKATA

Chartered Accountants

Firm Regn No.009672S

C-Suresh Kumar

C.Suresh Kumar

Partner

M.No.218505

21st December 2020

Hyderabad



for and on behalf of

Vice Chairman

# Vishnu Institute of Pharmaceutical Education and Research

Balance Sheet As at 31st March 2020

Amt in Rs.

Liabilities	As At 31.03.2020	As At 31.03.2019	Assets	As At 31.03.2020	As At 31.03.2019
<b>Secured Loans</b>			<b>Fixed Assets</b>		
Term Loans	26,215,891	32,315,214	Gross Block	62,989,187	60,777,240
			Less: Depreciation	(19,390,998)	(17,622,455)
<b>Unsecured Loans</b>			Net Block	43,598,189	43,154,785
Loans from others	90,263,842	57,725,346	<b>Current Assets</b>		
			Fee Receivable	21,668,262	21,876,181
Long Term Outstandings	10,003,519	11,704,946	TDS Receivables	843,548	586,248
			<b>Loans and Advances</b>		
<b>Current Liabilities</b>			Loans and Advances	328,281	714
Sundry Creditors	2,836,483	2,836,483	Capital Advances	1,973,471	1,186,868
Other Liabilities	2,850,251	2,850,251			
Book Overdraft	3,040,542	3,040,542	Cash & Bank Balances	9,661,787	4,590,271
			Deficit		
			Opening Balance	39,077,714	24,238,654
			Add: Current Year	18,059,277	14,839,060
	135,210,529	110,472,782		135,210,529	110,472,782

Extract from the Books of Accounts

for MANOHAR AND VENKATA

Chartered Accountants

Firm Regn No.0096725

C-Suresh Kumar

C.Suresh Kumar

Partner

M.No.218505



for and on behalf of

*[Signature]*

Vice Chairman

21st December 2020

Hyderabad

# Vishnu Institute of Pharmaceutical Education and Research

Income and Expenditure Statement for the year ended 31st March 2018

Amt in Rs.


Expenditure	Year Ended 31.03.2018	Year Ended 31.03.2017	Income	Year Ended 31.03.2018	Year Ended 31.03.2017
Advertisement Expenses	135,971	251,923	Tuition and Other fees	23,216,153	23,156,000
Aicte and Jntu Expenses	277,310	1,333,935	Interest on FDRs	8,351	1,687
Bank Charges	29,838	217,902	Other Income	2,679,207	2,188,946
Books and Periodicals, Journals	170,068	119,444	Grants	4,982,800	-
Civil / Building Maintenance	1,486,930	1,112,725			
Conveyance	67,768	49,737			
College / Equipment Maintenance	470,543	211,629			
Car Hire Charges		36,859			
Computer/Electrical Maintenance	41,470	122,790			
Electricity Charges	447,924	777,791			
Examination Expenses	339,804	273,875			
Travelling Expenses	167,189	127,973			
Internet Expenses		42,984			
Hospitality Expenses	1,669,042	91,939			
House Keeping Charges	1,002,044	672,348			
Horticulture Expenses		101,766			
Interest on bank loans	5,312,648	4,065,371			
Telephone Expenses	33,536	27,841			
Gifts and Donation	501,795	4,525			
General Expenses	9,600	82,945			
Generator Maintenance	147,701	4,230			
Function Expenses	143,349	18,000			
Legal and Professional Charges	6,087	143,851			
Lab Maintenance	509,033	134,770			
Lab Consumables for R and D		132,514			
Medical Expenses/Mediclaim / Insurance		-			
NBA / NAAC Expenses	590,079	560,032			
Printing & Stationary	230,600	219,861			
Postage and Telegrams	12,771	12,446			
Placements	39,105	125,992			



Rates and Taxes, Professional Tax	262,518	250,017		
Salaries	15,50,244	13,477,458		
Contribution to ESI	84,021	63,563		
Seminars and Workshops	169,033	141,807		
Scholarships	550,000			
Sports and Games		40,198		
Security Charges	500,415	882,952		
Students and Staff Welfare Expenses	45,000	28,077		
Repairs and Maintenance	18,730	35,259		
Remuneration Expenses	67,750	85,000		
Faculty Incentives	75,000	24,000		
Transportation Charges	20,950	10,175		
Vehicle Maintenance	348,169	337,322		
Provident Fund	1,024,299	802,927		
Concession Fee	-	169,032		
Depreciation	4,917,137	3,785,309		
Research and Development	244,312	623,328		
Grant Expenses	4,982,800	-		
Gratuity Expenses	2,112,542	1,863,233		
			Excess of Expenditure Over Income	
				14,328,615
Grand Total	45,215,126	33,697,655		8,351,022
				45,215,126
				33,697,655

Extract from the Books of Accounts  
for MANOHAR AND VENKATA  
Chartered Accountants  
Firm Regn No.009672S

C.Suresh Kumar  
C.Suresh Kumar  
Partner  
M.No.218505



for and on behalf of

*(Signature)*  
Vice Chairman



10th September 2018  
Hyderabad

Balance Sheet As at 31st March 2018

Amt in Rs.

Liabilities	As At 31.03.2018	As At 31.03.2017	Assets	As At 31.03.2018	As At 31.03.2017
<b>Secured Loans</b>			<b>Fixed Assets</b>		
Term Loans	36,528,179	30,503,058	Gross Block	59,248,213	50,017,803
			Less: Depreciation	(15,707,534)	(10,790,396)
<b>Unsecured Loans</b>			Net Block	43,540,679	39,227,406
Loans from others	38,119,239	33,181,346	<b>Current Assets</b>		
			Fee Receivable	18,296,781	18,378,901
Long Term Outstandings	9,788,603	8,667,424			
			<b>Loans and Advances</b>		
<b>Current Liabilities</b>			Loans and Advances	268,483	5,356,464
Sundry Creditors	3,077,740	835,412	Capital Advances	551,486	31,547
Other Liabilities	3,925,869	3,067,625			
Book Overdraft	2,206,772	2,093,354	<b>Cash &amp; Bank Balances</b>	4,637,776	3,331,319
			Deficit		
			Opening Balance	12,022,581	3,671,559
			Add: Current Year	14,328,615	8,351,022
	93,646,401	78,348,218		93,646,401	78,348,218

Extract from the Books of Accounts  
for MANOHAR AND VENKATA

Chartered Accountants  
Firm Regn No.009672S

C. Suresh Kumar,


C.Suresh Kumar  
Partner  
M.No.218505



for and on behalf of

*[Signature]*

Vice Chairman



10th September 2018  
Hyderabad

# Vishnu Institute of Pharmaceutical Education and Research

Income and Expenditure Statement for the year ended **31st March 2017**

Amt in Rs.

Expenditure	Year Ended 31.03.2017	Year Ended 31.03.2016	Income	Year Ended 31.03.2017	Year Ended 31.03.2016
Advertisement Expenses	174,722.	71,758	Tuition and Other fees	23,156,000	18,243,510
Aicte and Jntu Expenses	1,333,935	256,275	Interest on FDRs	1,687	22,833
Bank Charges	16,141	11,712	Other Income	763,379	1,857,382
<b>Books and Periodicals, Journals</b>	<b>119,444</b>	86,410	Grants	-	2,056,294
Civil Maintenance	1,599,647	606,691	Income from Consultancies	1,425,567	-
Conveyance	49,737	76,658			
College Maintenance	407,311	290,700			
Car Hire Charges	-	27,442			
Computer/Electrical Maintenance	122,790	211,616			
Electricity Charges	512,217	476,161			
Travelling Expenses	273,875	255,120			
Internet Expenses	127,973	436,574			
Hospitality Expenses	24,760	68,113			
House Keeping Charges	291,939	546,229			
Horticulture Expenses	922,348	1,000			
Interest on bank loans	4,495,821	4,115,159			
Telephone Expenses	27,841	23,080			
Gifts and Donation	4,525	101,500			
General Expenses	82,945	64,601			
Guest House Maintenance	4,230	35,153			
Function Expenses	18,000	134,650			
Legal and Professional Charges	15,000	165,400			
Lab Maintenance	134,770	110,541			
Lab Consumables for R and D	-	150,432			
Medical Expenses/Medicaid / Insurance	-	67,841			
NBA / NAAC Expenses	560,032	-			
Printing & Stationary	719,861	254,482			
Postage and Telegrams	-	2,802			
Repayments	125,992	10,000			

Rates and Taxes, Professional Tax	250,017	101,606		
Salaries	13,416,004	12,893,703		
Contribution to ESI	75,159	72,345		
Seminars and Workshops	141,807	195,264		
Sports and Games	40,198	20,592		
Security Charges	620,089	612,922		
Students and Staff Welfare Expenses	28,077	24,990		
Repairs and Maintenance	285,259	3,350		
Remuneration Expenses	85,000			
Faculty Incentives	-	18,000		
Transportation Charges	10,175	5,517		
Vehicle Maintenance	405,170	324,271		
Provident Fund	615,863	718,521		
Concession Fee	169,032			
Depreciation	1,455,220	1,081,095		
Research and Development	1,623,328			
Grant Expenses	-	2,056,294		
Excess of Income over Expenditure	(6,039,621)	(4,606,551)		
Grand Total	25,346,633	22,180,019	25,346,633	22,180,019

Extract from the Books of Accounts

for MANOHAR AND VENKATA  
Chartered Accountants  
Firm Regn No.0096725

C-Suresh Kumar  
C.Suresh Kumar  
Partner  
M.No.218505



for and on behalf of

Principal

09th September 2017  
Hyderabad

# Vishnu Institute of Pharmaceutical Education and Research

Balance Sheet As at 31st March 2017

Amt in Rs.

Liabilities	As At 31.03.2017	As At 31.03.2016	Assets	As At 31.03.2017	As At 31.03.2016
<b>Revenue Surplus</b>			<b>Fixed Assets</b>		
Opening Balance	(3,332,743)	1,273,808	Gross Block	19,514,745	17,682,790
Add: Excess Income over Expenditure	(6,039,621)	(4,606,551)	Less: Depreciation	(6,670,660)	(5,215,440)
	(9,372,364)	(3,332,743)	Net Block	12,844,084	12,467,349
<b>Loans</b>			<b>Current Assets</b>		
Loans from others	34,650,864	30,933,558	Fee Receivable	18,378,901	17,026,201
Long Term Outstandings	8,667,424	5,203,431			
			<b>Loans and Advances</b>		
<b>Current Liabilities</b>			Loans and Advances	5,356,464	6,678,667
Sundry Creditors	835,412	1,022,409	Capital Advances	31,547	321,228
Other Liabilities	3,067,625	2,872,334			
Book Overdraft	2,093,354	752,068	<b>Cash &amp; Bank Balances</b>	3,331,318	957,612
	39,942,314	37,451,057		39,942,314	37,451,057

Extract from the Books of Accounts

for MANOHAR AND VENKATA  
Chartered Accountants  
Firm Regn No.0096725

C. Suresh Kumar  
Partner  
M.No.218505



for and on behalf of  
  
Principal



09th September 2017  
Hyderabad